

XCELL XP 1.2-12

12V 1.2 AH (20 HOUR)

Nominal Voltage		12 V
Capacity (25 °C)	20HR(10.5V)	1.2Ah
	10HR(10.5V)	1.12Ah
	1HR(9.60V)	0.78Ah
Dimension	Length	97±1mm (3.82inch)
	Width	43±1mm (1.69inch)
	Height	52±1mm (2.05inch)
	Total Height	58±1mm (2.28inch)
Approx. Weight		0.54kg (1.19lbs)±5%
Terminal type		T1
Internal resistance (Fully charged, 25 °C)		Approx. 90mΩ
Capacity affected by temperature (20HR)	40°C	102%
	25°C	100%
	0°C	85%
	-15°C	65%
Self-discharge (25 °C)	3 month	Remaining Capacity: 91%
	6 month	Remaining Capacity: 82%
	12 month	Remaining Capacity: 65%
Nominal operating temperature		25°C±3°C(77°F±5°F)
Operating temperature range	Discharge	-15°C~50°C(5°F~122°F)
	Charge	-10°C~50°C(14°F~122°F)
	Storage	-20°C~50°C(-4°F~122°F)
Float charging voltage(25°C)	13.60 to 13.80V Temperature compensation: -18mV/°C	
Cyclic charging voltage(25°C)	14.50 to 14.90V Temperature compensation: -30mV/°C	
Maximum charging current	0.36A	
Terminal material	Copper	
Maximum discharge current	18A(5 sec.)	
Designed floating life(20°C)	3~5 years	

- ◆ Absorbent glass mat technology;
- ◆ Recognized by UL & CE;
- ◆ ABS container.

Constant Current Discharge Characteristics (A, 25 °C)

F.V/TIME	5min	10min	15min	30min	60min	2h	3h	4h	5h	10h	20h
9.60V	4.56	2.88	2.28	1.27	0.78	0.43	0.306	0.245	0.208	0.113	0.061
9.90V	4.42	2.79	2.23	1.25	0.77	0.42	0.304	0.243	0.207	0.113	0.061
10.2V	4.24	2.68	2.14	1.21	0.75	0.42	0.302	0.242	0.205	0.112	0.060
10.5V	4.06	2.56	2.07	1.18	0.73	0.41	0.300	0.240	0.204	0.112	0.060
10.8V	3.83	2.42	1.96	1.14	0.71	0.40	0.291	0.233	0.198	0.109	0.059

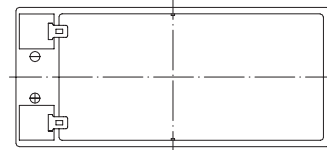
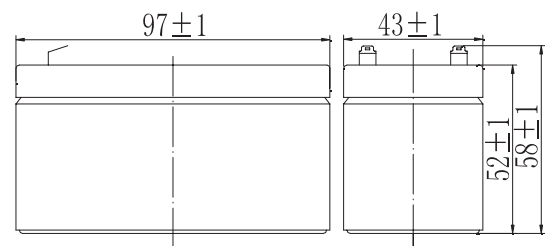
Constant Power Discharge Characteristics (Watt, 25 °C)

F.V/TIME	5min	10min	15min	30min	60min	2h	3h	4h	5h	10h	20h
9.60V	50.9	32.5	26.0	14.6	9.0	4.99	3.64	2.92	2.48	1.36	0.73
9.90V	49.4	31.5	25.4	14.3	8.9	4.96	3.61	2.90	2.47	1.35	0.73
10.2V	47.3	30.2	24.4	13.8	8.7	4.91	3.59	2.88	2.45	1.35	0.72
10.5V	45.3	28.9	23.6	13.5	8.5	4.84	3.56	2.86	2.44	1.34	0.72
10.8V	42.7	27.3	22.4	13.0	8.2	4.72	3.46	2.77	2.36	1.31	0.71

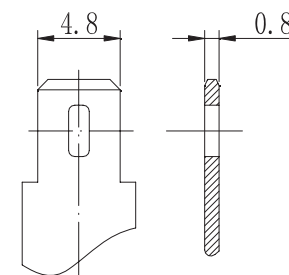
Note: The above characteristics data can be obtained within three charge/discharge cycles.



Dimensions



Terminal



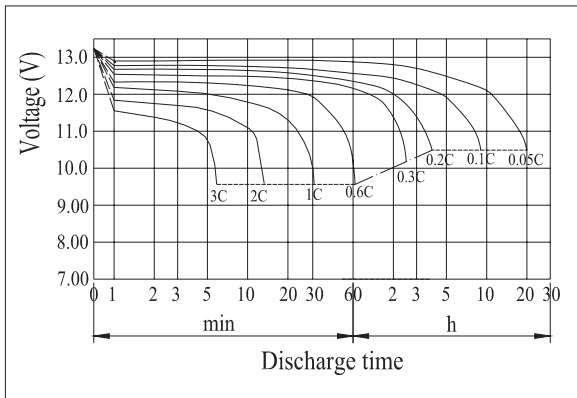
Terminal T1

XCELL XP 1.2-12

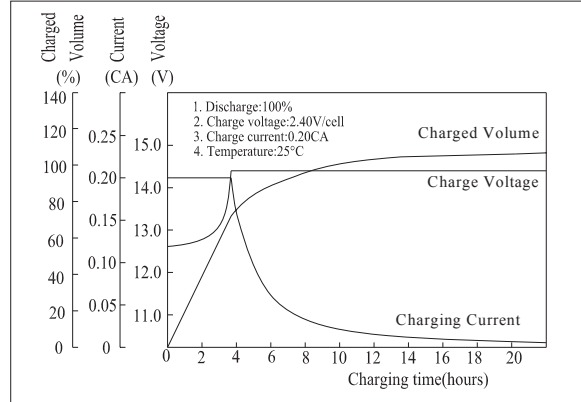
12V 1.2 AH (20 HOUR)



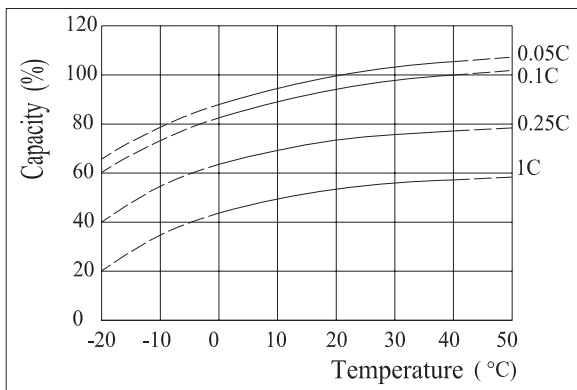
Discharge Characteristics(25°C)



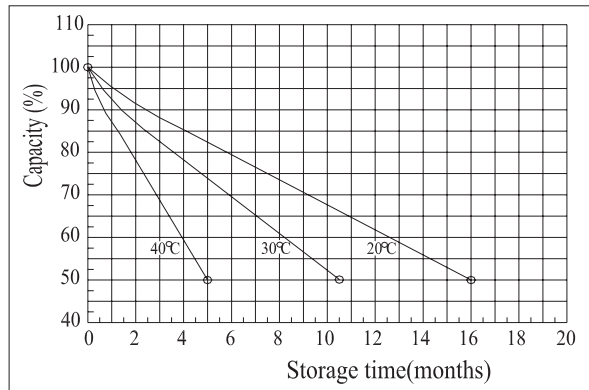
Charging Characteristics(25°C)



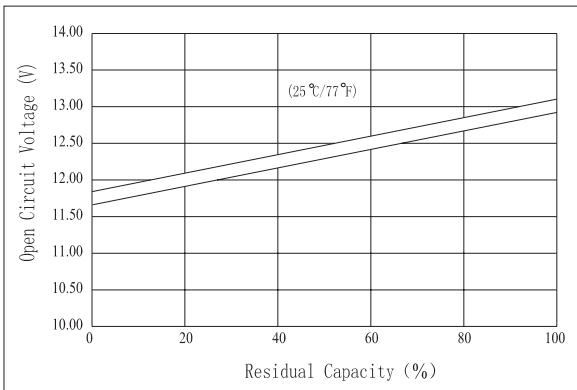
Effect of Temperature on Capacity



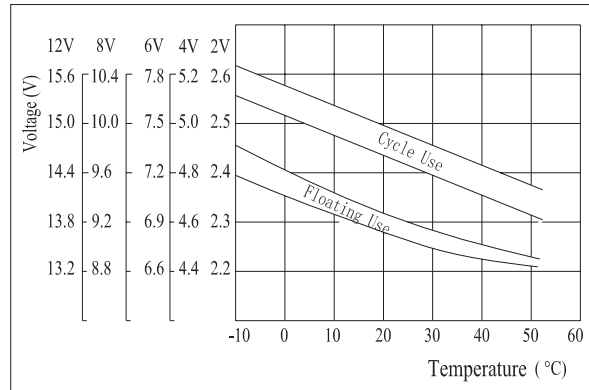
Self-discharge Characteristics



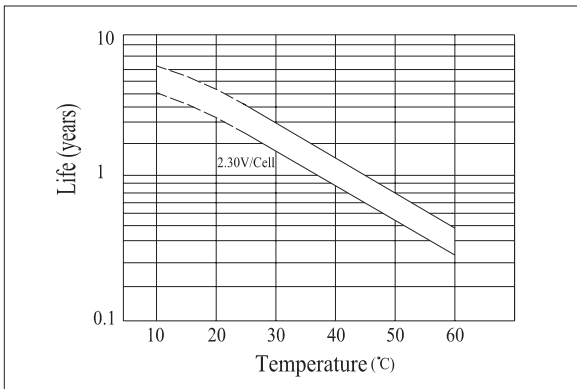
The Relationship for Open Circuit Voltage and Residual Capacity (25°C)



The Relationship for Charging Voltage and Temperature



Floating Life on Temperature



Cycle Life on D.O.D(25°C)

